

BRITISH RAILWAYS

PASSENGER SERVICES TIMETABLE

13th JUNE to 15th JUNE 2025

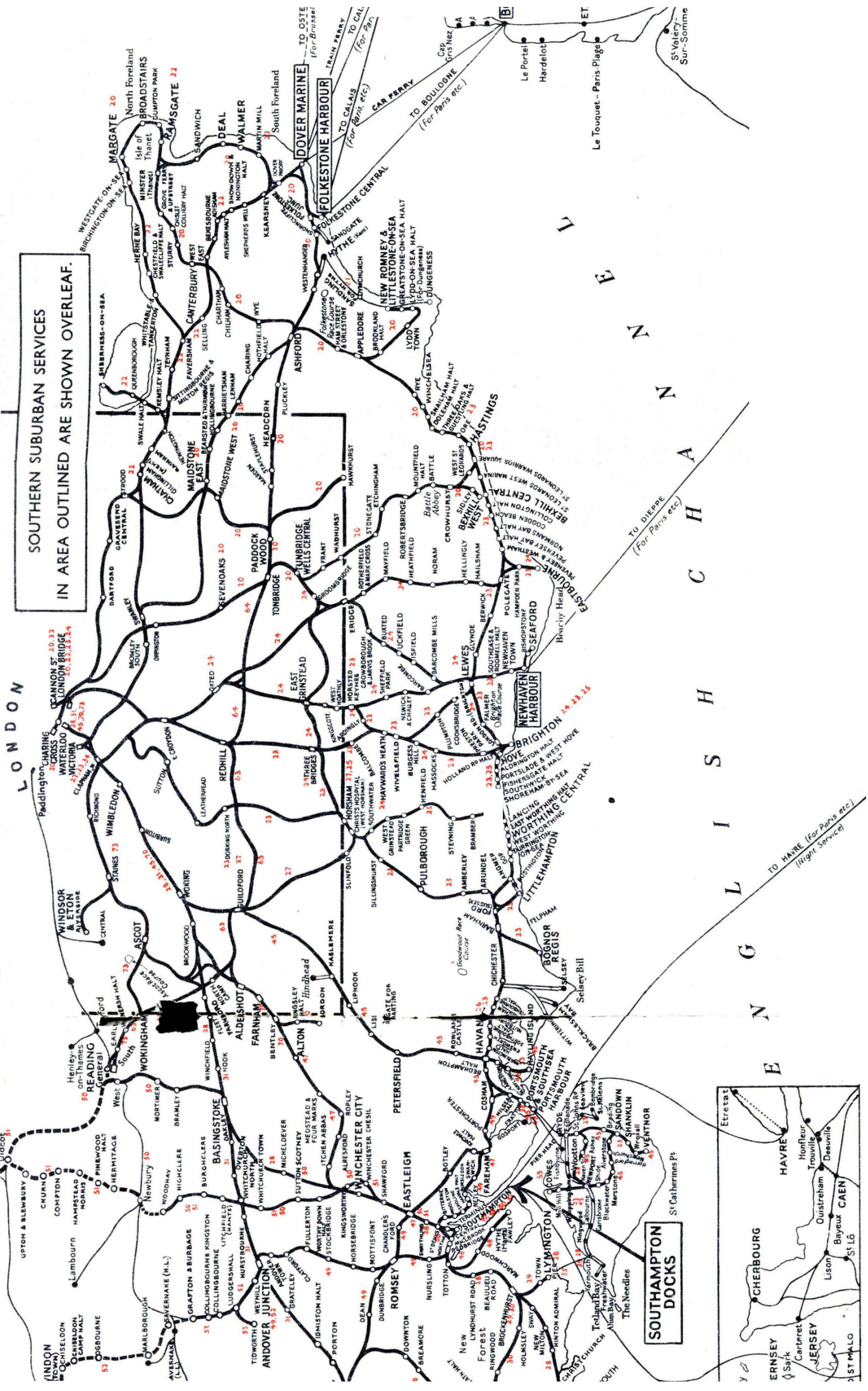
TUNBRIDGE WELLS WEST

Groombridge

Eridge

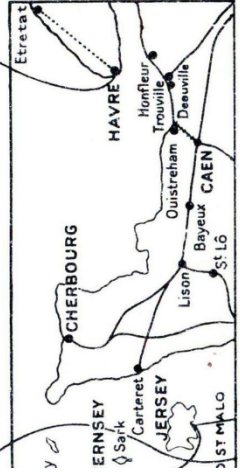
Heathfield

One Shilling



SOUTHERN SUBURBAN SERVICES
IN AREA OUTLINED ARE SHOWN OVERLEAF.

SOUTHAMPTON DOCKS



BRITISH RAILWAYS

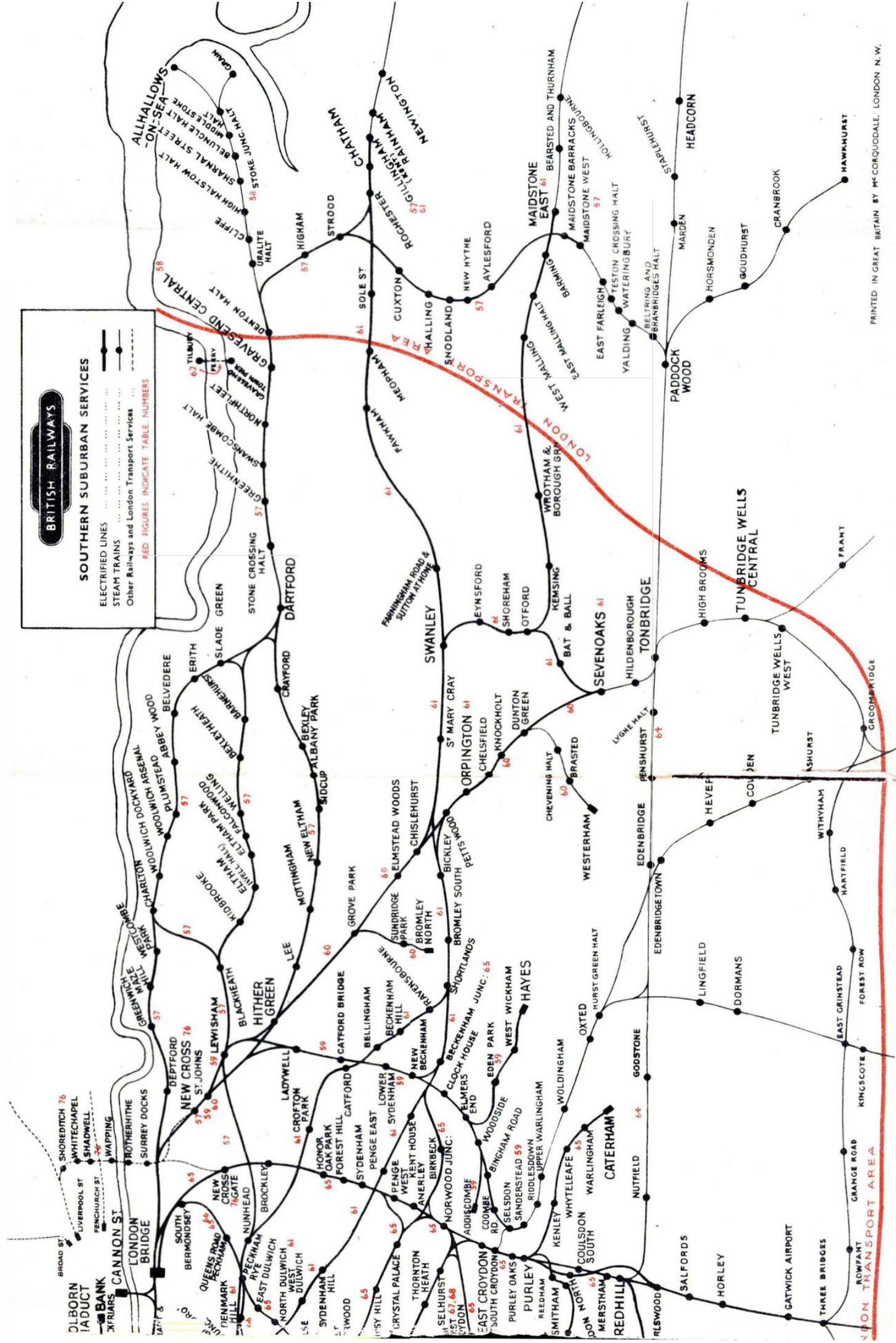
SOUTHERN SUBURBAN SERVICES

ELECTRIFIED LINES

STEAM TRAINS

Other Railways and London Transport Services

RED FIGURES INDICATE TABLE NUMBERS





SOUTHERN REGION

OF BRITISH RAILWAYS

SPA VALLEY RAILWAY LINE

Operated by the Wealden Railway Company Limited.
Supported by the Tunbridge Wells and Eridge Railway Preservation Society.

REGISTERED OFFICE WEST STATION, TUNBRIDGE WELLS, KENT, TN2 5QY

ENQUIRIES BY PHONE AND EMAIL

Timetable and Train Services 01892 300 141
. enquiries@spavalleyrailway.co.uk
. www.spavalleyrailway.co.uk
. www.facebook.com/SpaValleyRailway

SUSPENSION OR ALTERATION TO TRAIN SERVICES

The Train Services and other facilities shown in this book are subject to alteration or cancellation at short notice. This may be due to late running, locomotive failure or otherwise. All decisions are final.

TRAIN SERVICE INFORMATION

Full event updates will be found on our Facebook page and communicated by staff during the event.

REAR LOCOMOTIVES

Unless otherwise requested, locomotives on the rear will *not* assist the leading locomotive.

CONNECTIONS

Connections at Groombridge can only be made if alighting from a down direction (towards Eridge) service. Passengers should travel in the carriage at the Eridge end of the train for alighting at High Rocks. Please be ready to alight as soon as the train has stopped.

ALIGHTING

Do not under any circumstances alight from a moving train and only alight where there are platforms or access steps. Alighting is not possible in Groombridge Loop.

THE SPA VALLEY IS RUN ENTIRELY BY VOLUNTEERS – ANY VERBAL OR PHYSICAL ABUSE TOWARDS THEM WILL NOT BE TOLERATED BY THE OPERATING COMPANY.

***Your local Station Master will be pleased to provide any
information you require in relation to train services or the local area
They can be found in the station booking office***

HEADCODES – REGULAR SERVICES

All trains between		Via	Headcode
Tunbridge Wells West	Groombridge	High Rocks	G
Tunbridge Wells West	Birchden Junction	High Rocks, Groombridge	B
Tunbridge Wells West	Eridge	High Rocks, Groombridge	J
Groombridge	Tunbridge Wells West	High Rocks	T
Groombridge	Birchden Junction		B
Groombridge	Eridge		J
Eridge	Birchden Junction		B
Eridge	Groombridge		G
Eridge	Tunbridge Wells West	Groombridge, High Rocks	T

TRAIN CLASSES

	Class
Light Engine	0
Express Passenger	1
Stopping Passenger	2
Empty Coaching Stock	3
Express Freight (>90% of vehicles fitted)	4
Express Freight (>50% of vehicles fitted)	5
Express Freight (>20% of vehicles fitted)	6
Unfitted Express Freight	7
Unfitted Stopping Freight	8
Fitted Stopping Freight	9

LOCOMOTIVES AND MULTIPLE UNITS IN SERVICE

Locomotive	Number	Name	Livery
Class 33/0	D6566		British Railways Green
SR U Class 2-6-0	31806		British Railways Lined Black
BR Ivatt Class 2 2-6-2T	41313		British Railways Lined Black
BR Standard Class 4 2-6-4T	80078		British Railways Lined Black
SR Battle of Britain Class 4-6-2	34050	Royal Observer Corps	British Railways Lined Green

COACHING STOCK SETS IN USE

(Tunbridge Wells West end left to Eridge end right)

A4 (VACUUM)	Coach	5037 (TSO)	25843 (SOB)	4828 (SO)	21214 (BCK)	
	Capacity	59 + 2W	30	48	30	
B4 (VACUUM)	Coach	4946 (TSO)	9414 (BSO)	1864 (RMB)	4999 (TSO)	
	Capacity	64	27	40	64	
C2 (VACUUM)	Coach	4828 (SO)	21214 (BCK)			
	Capacity	48	30			
DEMU (AIR)	Coach	60142 (DMBSO)	60619 (DTC)			
	Capacity	42	76			
QM (VAC / AIR)	Coach	ADS56296				
	Capacity	20 (standing)				

FRIDAY 13 AND
SATURDAY 14 JUNE 2025

CUCKOO LINE GALA

TUNBRIDGE WELLS WEST, GROOMBRIDGE, ERIDGE



TABLE 1

DN	COACH SET	C	QM	C	B QM	...	DEMU	A	B	QM	DEMU	A	B	QM	DEMU	A	B	QM	DEMU	A	B	QM	DEMU	A	B QM	DEMU	A	A	A
	LOCOS	TO FOLLOW	TO FOLLOW	TO FOLLOW	TO FOLLOW	TO FOLLOW	TO FOLLOW	TO FOLLOW	TO FOLLOW	TO FOLLOW	TO FOLLOW	TO FOLLOW	TO FOLLOW	TO FOLLOW	TO FOLLOW	TO FOLLOW	TO FOLLOW	TO FOLLOW	TO FOLLOW	TO FOLLOW	TO FOLLOW	TO FOLLOW	TO FOLLOW	TO FOLLOW	TO FOLLOW	TO FOLLOW	TO FOLLOW	TO FOLLOW	TO FOLLOW
TUNBRIDGE WELLS . dep		07 15 1	07 50 1	08 40 1	09 30 1	...	10 05 2	10 20 1	11 10 1	...	11 45 2	12 00 1	12 50 1	...	13 25 2	13 40 1	14 30 1	...	15 05 2	15 20 1	16 10 1	...	16 45 1	17 00 1	17 50 1	18 35 2	19 30 1	20 45 1	22 00 1
GROOMBRIDGE arr		10 20 TERM.	10 34	11 24	...	12 00 TERM.	12 14	13 04	...	13 40 TERM.	13 54	14 44	...	15 20 TERM.	15 34	16 24	...	17 00 TERM.	17 14	18 04	18 49	19 44	20 59	22 14
GROOMBRIDGE dep		10 36	11 26	11 40	...	12 16	13 06	13 20	...	13 56	14 46	15 00	...	15 36	16 26	16 40	...	17 16	18 06	18 51	19 46	21 01	22 16
ERIDGE arr		07 40 2	08 15 2	09 05 3	09 55 2	10 45 2	11 35 2	11 50 3	...	12 25 2	13 15 2	13 30 3	...	14 05 2	14 55 2	15 10 3	...	15 45 2	16 35 2	16 50 3	...	17 25 2	18 15 2	19 00 2	19 55 2	21 10 2	22 25 2
UP	COACH SET	C	QM	C	B QM	QM	DEMU	A	B	QM	DEMU	A	B	QM	DEMU	A	B	QM	DEMU	A	B QM	...	DEMU	A	B QM	DEMU	A	A	A
	LOCOS	TO FOLLOW	TO FOLLOW	TO FOLLOW	TO FOLLOW	TO FOLLOW	TO FOLLOW	TO FOLLOW	TO FOLLOW	TO FOLLOW	TO FOLLOW	TO FOLLOW	TO FOLLOW	TO FOLLOW	TO FOLLOW	TO FOLLOW	TO FOLLOW	TO FOLLOW	TO FOLLOW	TO FOLLOW	TO FOLLOW	TO FOLLOW	TO FOLLOW	TO FOLLOW	TO FOLLOW	TO FOLLOW	TO FOLLOW	TO FOLLOW	TO FOLLOW
ERIDGE dep		07 50 2	08 40 2	09 30 2	10 20 2	10 50 3	...	11 10 2	12 00 2	12 30 3	...	12 50 2	13 40 2	14 10 3	...	14 30 2	15 20 2	15 50 3	...	16 10 2	17 00 2	17 50 2	18 35 2	19 30 2	20 05 2	21 20 2	22 35 2
GROOMBRIDGE arr		10 38	11 00 TERM.	...	11 28	12 18	12 40 TERM.	...	13 08	13 58	14 20 TERM.	...	14 48	15 38	16 00 TERM.	...	16 28	17 18	18 08	18 53	19 48	22 44
GROOMBRIDGE dep		10 40	...	10 55	11 30	12 20	...	12 35	13 10	14 00	...	14 15	14 50	15 40	...	15 55	16 30	17 20	...	17 35	18 10	18 55	19 50	22 46
TUNBRIDGE WELLS . arr		08 25 1	09 15 1	10 05 1	10 55 1	...	11 10 2	11 45 1	12 35 1	...	12 50 2	13 25 1	14 15 1	...	14 30 2	15 05 1	15 55 1	...	16 10 2	16 45 1	17 35 1	...	17 50 2	18 25 1	19 10 1	20 05 1	20 30 1	21 45 1	23 00 1

🚂 – REAL ALE & BUFFET TRAIN. 🍷 – BUFFET COACH. 🚌 – BUS CONNECTION TO HEATHFIELD. HIGH ROCKS STATION IS CLOSED.

Catering outlets are available at Tunbridge Wells, Erridge and Groombridge. All catering is subject to availability. Tunbridge Wells platform 2 – do not alight except from doors opened by traincrew.

PRIOR TO 20 00, SERVICES ON THE A SET & B SET FROM ERIDGE WILL STOP BEFORE GROOMBRIDGE IN THE LOOP FOR APPROXIMATELY 10 MINUTES.
TRAINS WILL BE HELD WHERE POSSIBLE IN ORDER TO ENABLE PASSENGERS TO MAKE CONNECTIONS BETWEEN PLATFORMS AT TUNBRIDGE WELLS WEST AND ERIDGE.

Tunbridge Wells Mainline (15 min walk) – Southeastern services towards London & Hastings depart frequently. Erridge Mainline – Southern services towards London depart at XX:50.

LOCOMOTIVES IN SERVICE

Diesel –	Class 33/0	– N° D6566	– British Railways Green
Multiple Units –	Class 207	– N° 1317	– British Rail Blue & Grey / Blue
Steam –	SR U Class 2-6-0	– N° 31806	– British Railways Lined Black
	BR Ivatt Class 2 2-6-2T	– N° 41313	– British Railways Lined Black
	BR Standard Class 4 2-6-4T	– N° 80078	– British Railways Lined Black
	SR Battle of Britain Class 4-6-2	– N° 34050	– British Railways Lined Green

COACH / MULTIPLE UNIT SETS IN SERVICE

A –	4 x BR Mk. I coaches
B –	4 x BR Mk. I & II coaches
C –	2 x BR Mk. I coaches
DEMU –	BR Class 207 'Thumper' (2 x coaches)

WHEN ALIGHTING TRAINS – PLEASE CHECK THE TRAIN DOOR IS FULLY ON THE PLATFORM BEFORE OPENING IT. ONLY ALIGHT IF IT IS SAFE TO.

STAND WELL BACK FROM THE EDGES OF PLATFORMS UNLESS BOARDING OR ALIGHTING TRAINS.

PLATFORM 2 AT TUNBRIDGE WELLS WEST IS NOT SUITABLE FOR PERSONS WITH REDUCED MOBILITY.

SUNDAY
15 JUNE 2025

CUCKOO LINE GALA

TUNBRIDGE WELLS WEST, GROOMBRIDGE, ERIDGE



TABLE 2

DN	COACH SET	A	DEMU	B	A	DEMU	B	A	DEMU	B	A	DEMU	B	A	DEMU	B	A	A
	LOCOS	TO FOLLOW	TO FOLLOW	TO FOLLOW	TO FOLLOW	TO FOLLOW	TO FOLLOW	TO FOLLOW	TO FOLLOW	TO FOLLOW	TO FOLLOW	TO FOLLOW	TO FOLLOW	TO FOLLOW	TO FOLLOW	TO FOLLOW	TO FOLLOW	TO FOLLOW
TUNBRIDGE WELLS . dep		08 45 1	09 00 2	09 30 1	10 15 1	...	11 00 1	11 45 1	...	12 30 1	13 15 1	...	14 00 1	14 45 1	...	15 30 1	16 30 1	17 45 1
GROOMBRIDGE arr		10 29	10 43	11 14	11 59	12 13	12 44	13 29	13 43	14 14	14 59	15 13	15 44	16 44	17 59
GROOMBRIDGE dep		10 31	10 45	11 16	12 01	12 15	12 46	13 31	13 45	14 16	15 01	15 15	15 46	16 46	18 01
ERIDGE arr		09 10 2	09 25 3	09 55 2	10 40 2	10 55 3	11 25 2	12 10 2	12 25 3	12 55 2	13 40 2	13 55 3	14 25 2	15 10 2	15 25 3	15 55 2	16 55 2	18 10 2
UP	COACH SET	A	DEMU	B	A	DEMU	B	A	DEMU	B	A	DEMU	B	A	DEMU	B	A	A
	LOCOS	TO FOLLOW	TO FOLLOW	TO FOLLOW	TO FOLLOW	TO FOLLOW	TO FOLLOW	TO FOLLOW	TO FOLLOW	TO FOLLOW	TO FOLLOW	TO FOLLOW	TO FOLLOW	TO FOLLOW	TO FOLLOW	TO FOLLOW	TO FOLLOW	TO FOLLOW
ERIDGE dep		09 30 2	10 00 3	10 15 2	11 00 2	11 30 3	11 45 2	12 30 2	13 00 3	13 15 2	14 00 2	14 30 3	14 45 2	15 30 2	15 55 3	16 15 2	17 05 2	18 30 3
GROOMBRIDGE arr		...	10 10 TERMINATES	10 33	11 18	11 40 TERMINATES	12 03	12 48	13 10 TERMINATES	13 33	14 18	14 40 TERMINATES	15 03	15 48	...	16 33	17 16	...
GROOMBRIDGE dep		10 35	11 20	...	12 05	12 50	...	13 35	14 20	...	15 05	15 50	...	16 35	17 18	...
TUNBRIDGE WELLS . arr		10 05 1	...	10 50 1	11 35 1	...	12 20 1	13 05 1	...	13 50 1	14 35 1	...	15 20 1	16 05 1	16 25 1	16 50 1	17 35 1	19 00 1

🚂 – REAL ALE & BUFFET TRAIN. 🍷 – BUFFET COACH. 🚌 – BUS CONNECTION TO HEATHFIELD. HIGH ROCKS STATION IS CLOSED.

Catering outlets are available at Tunbridge Wells, Eridge and Groombridge. **All catering is subject to availability.** Tunbridge Wells platform 2 – do not alight except from doors opened by traincrew.

PRIOR TO 17 00, SERVICES ON THE A SET & B SET FROM ERIDGE WILL STOP BEFORE GROOMBRIDGE IN THE LOOP FOR APPROXIMATELY 10 MINUTES. TRAINS WILL BE HELD WHERE POSSIBLE IN ORDER TO ENABLE PASSENGERS TO MAKE CONNECTIONS BETWEEN PLATFORMS AT TUNBRIDGE WELLS WEST AND ERIDGE.

Tunbridge Wells Mainline (15 min walk) – Southeastern services towards London & Hastings depart frequently. Eridge Mainline – Southern services towards London depart at XX:50.

LOCOMOTIVES IN SERVICE

Diesel –	Class 33/0	– N° D6566	– British Railways Green
Multiple Units –	Class 207	– N° 1317	– British Rail Blue & Grey / Blue
Steam –	SR U Class 2-6-0	– N° 31806	– British Railways Lined Black
	BR Ivatt Class 2 2-6-2T	– N° 41313	– British Railways Lined Black
	BR Standard Class 4 2-6-4T	– N° 80078	– British Railways Lined Black
	SR Battle of Britain Class 4-6-2	– N° 34050	– British Railways Lined Green

COACH / MULTIPLE UNIT SETS IN SERVICE

A –	4 x BR Mk. I coaches
B –	4 x BR Mk. I & II coaches
DEMU –	BR Class 207 'Thumper' (2 x coaches)

WHEN ALIGHTING TRAINS – PLEASE CHECK THE TRAIN DOOR IS FULLY ON THE PLATFORM BEFORE OPENING IT. ONLY ALIGHT IF IT IS SAFE TO.

STAND WELL BACK FROM THE EDGES OF PLATFORMS UNLESS BOARDING OR ALIGHTING TRAINS.

PLATFORM 2 AT TUNBRIDGE WELLS WEST IS NOT SUITABLE FOR PERSONS WITH REDUCED MOBILITY.